CODE: **AWO612PW** v.1.0/III
NAME: **Enclosure DIN 2/140 with fan - flush mounted**

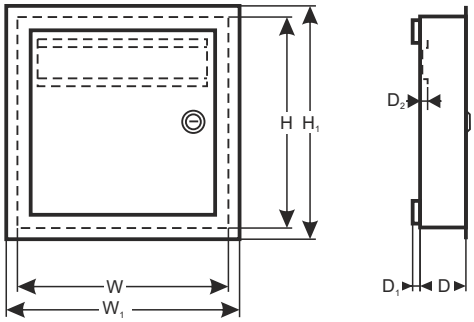

APPLICATION

Due to its construction, the **AWO612PW** enclosure can be used as an element integrating electrical systems, automation systems, CCTV, Access Control Systems, IDS, etc. It is dedicated to equipment mounted on a DIN rail (TH35mm). The devices that can be mounted in the enclosure (depending on the configuration) are listed below:

1. Electric fuses of the **„S”** type
2. Transformers of the following series: **TRP, TRZ, TOR**
3. Power supplies of the following series:
   - **PS-15xxxx, PS-40xxxx, PS-60xxxx, PS-100xxxx, PS-150xxxx, PS-200xxxx**
   - **DINxxxx**
4. Built-in buffer power supplies of the following series:
   - **PSB-25xxxx, PSB-35xxxx, PSB-50xxxx, PSB-75xxxx, PSB-100xxxx, PSB-155xxxx**
   - **PSBOC25xxxx,PSBOC35xxxx,PSBOC50xxxx,PSBOC75xxxx,PSBOC100xxxx,PSBOC155xxxx**
5. Buffer power supply modules of the following series:
   - **MSRDxxxx**
6. MEAN WELL power supplies for DIN rail of the following series:
   - **MDR, DR-I isolation class, DR-II isolation class**
   - **DRP, DRH, SDR, WDR, DRH**
   - **DR-UPS40 (buffer module)**
7. MEAN WELL built-in power supplies of the following series:
   - **RS-xx-xx**
   - **LRS-xx-xx**

PRODUCT DESCRIPTION

The enclosure is fitted with 2 DIN rails with a length of 330mm, which corresponds to 18 fields of the "S" fuse. Battery space for two 17Ah/12V batteries.Tamper protection (opening of the housing) included. The enclosure is lockable with the same MR027 code. Cables can be introduced into the enclosure through openings in the side walls (extrusion to clearance) or from the rear side, since there is 8mm distance between the bottom and wall.

The enclosure is fitted with removable, adjustable flange. Such solution allows:
- Protection of the flange during renovation and construction work;
- Easy and aesthetic installation even in case of uneven ground;
- Adjusting the depth of the housing.

TECHNICAL PARAMETERS

External dimensions of the enclosure:	W=375, H=410, D+D_1=143+8 [+/- 2mm]
External dimensions of the flange:	W_1=410, H_1=445 [+/- 2mm]
The number of DIN rails/ length / the number of „S" fields:	2 / 330mm / 18
Distance of the TH35 DIN rail from the rear wall:	D_2=8
Weight net/gross:	5,10kg / 5,70kg [+/-0,1kg]
Battery space:	2x17Ah/12V Sealed Lead Acid (SLA)
Operating environment:	2nd environmental class, -10°C÷ 40°C
Material description:	electrolytic galvanized sheet DC01, 3µm zinc coating, corrosion protection: polyester paint, industrial use, color RAL9003 (white)
Destination:	Indoor/ flush mounted
Tamper protection:	1 x microswitch: opening of the enclosure, 0,5A@50V/DC max. NC/NO - normally closed contacts / normally open
Closing:	Lock with a different code
Notes:	optional: lockable, distance from the wall 8mm
Warranty:	2 year from the production date

Sample Configurations:

- **electric fuses of the: „S" type**

- **Transformers of the following series: TRP, TRZ, TOR + AWO466 / AWO467**




- **Power supplies of the following series: PSxxx + PSDIN1 / PSDIN2, DINxxx**



- **Built-in buffer power supplies of the following series: PSB, PSBOC + PSDIN1 / PSDIN2 + batteries (2x7Ah, 2x17Ah)**

Sample Configurations:

- **Buffer power supply modules of the following series: MSRDxxxx + TORxxxxx + AWO467**



- **MEAN WELL power supplies for DIN rail of the following series:**
  - **MDR, DR-I isolation class, DR-II isolation class**
  - **DRP, DRH, SDR, WDR, DRH**
  - **DR-UPS40 (buffer module)**

- **MEAN WELL built-in power supplies of the following series: RS-xxxx, LRS-xxxx + PSDIN1 / PSDIN2**